




A B C

My School Story



1 2 3



What is the My School Story?

The **My School Story** is a simple story that may help children know what to expect from a new experience like starting school. By using the story with your child or student, you can help to reduce anxiety and create feelings of preparedness and safety.

The **My School Story** may be helpful when preparing a child or student to start school for the first time, transition to a new year level or teacher, or when moving to a new school.

The story can help by identifying:

- ✓ Information about the school environment
- ✓ Typical things that may be expected at school including what order they may happen in
- ✓ How people may act or behave at school



I am a parent using the My School Story with my child:

A child's transition to school often includes many new things for them to know or to learn. This story can help you talk with your child about their new school and some of the things they will need to know and do.

You can add your own photo to each page of the story to help your child become familiar with the environment they will experience. If your school is aware that your child may benefit from additional support to transition to school, they may be happy to assist you with photos to add to the story to support the transition process.

To introduce the My School Story to your child:

- > Sit with your child so you can both read and engage with the story.
- > Check how your child responds to the story, do you need to change any words or pictures, so it makes sense to them?
 - > Check with your child if they have any questions or observations about the story.
- > Reinforce and encourage the key messages in the story to help your child's learning. This might be by talking about the topic at other times or with other visual supports.
 - > Don't worry if your child is not interested in the story, you can come back to it another time.
 - > You may like to read the story multiple times with your child to help their understanding.



I am a teacher or school using the My School Story to support my students and families:

The My School Story can be used as resource by schools to support students who may benefit from additional support to transition to school. Schools can also encourage families to use the story in the lead up to starting at their school.

As a school, you may like to:

- > Take key photos of the school environment so they can be used for the My School Story.
- > Upload relevant photos of your school to the story to enable families to complete the remainder.
 - > Make the My School Story available as a resource to teaching and support staff.
- > Make the My School Story accessible for families at events like transition to kindy groups, orientation days, or playgroups.

How to upload photos to the My School Story:

- ① Open the My School Story in Adobe Acrobat (please note, you will not be able to upload photos if the document has not been opened in Adobe)
 - ② Select which box you would like to upload your photo to
 - ③ Click on the bottom of the frame above the arrow
 - ④ Click 'browse'
 - ⑤ Select your photo from your device



My School Story

I'm going to:

Kindy Pre-primary Primary

Year: _____



Here are the clothes I can wear to school.



[Insert photo of school uniform including hat if applicable]

Click on frame ↑ above to add your picture


I will walk  /drive  /cycle 
to school with _____ .



[insert photo of child going to school]

Click on frame ↑ above to add your picture

Here is my school. It's called _____




[insert photo of front of school]

Click on frame ↑ above to add your picture



Here is where I enter my school in the morning.




[insert photo of where you enter school]

Click on frame ↑ above to add your picture



Here is my classroom where I can play and learn.




[insert photo of front of classroom]

Click on frame ↑ above to add your picture



When I arrive at my classroom, I can put my bag here.



[insert photo]

Click on frame ↑ above to add your picture

Here is where I can put my lunch box and drink bottle.




[insert photo]

Click on frame ↑ above to add your picture

Here is my teacher, they will look after me at school and help me learn.

My teacher's name is _____.



[insert photo]


Click on frame ↑ above to add your picture

_____ will also help me at school.



[insert photo of education assistant, if applicable.]
Click on frame ↑ above to add your picture

At school, I can _____




[insert photo of activities children will do at school]

Click on frame ↑ above to add your picture



Here is the bathroom where I can go to the toilet, wash my hands,
and get changed.




[insert photo]

Click on frame ↑ above to add your picture



At morning tea and lunch time I can have something to eat and drink.




[insert photo of where the children eat]

Click on frame ↑ above to add your picture



After I eat, I can play outside.




[insert photo of play areas]

Click on frame ↑ above to add your picture



When school is finished, _____
will come to take me home.



[insert photo]

Click on frame ↑ above to add your picture



www.wanslea.org.au